

OIL-X Die-cast Aluminium Compressed Air Filters

Engineering Data Sheet



FILTRATION PERFORMANCE

FILTRATION GRADE	FILTER TYPE	PARTICLE REDUCTION	MAX REMAINING OIL CONTENT AT 21°C (70°F)	INITIAL DRY DIFFERENTIAL PRESSURE	INITIAL SATURATED DIFFERENTIAL PRESSURE	FILTRATION EFFICIENCY	CHANGE ELEMENT EVERY	ELEMENT SHELF LIFE	
WS	Liquid Separator	Not Applicable	Not Applicable	<125 mbar (1.8 psi) Refer to dP v Flow curve for specific model	Not Applicable	Not Applicable	Not Applicable	Not Applicable	
AO with float drain	Coalescing Filter	Down to 1 micron, including water and oil aerosols	0.5 mg/m ³ 0.5 ppm(w)	<70 mbar (1 psi)	<125 mbar (1.8 psi) Refer to dP v Flow curve	99.925%	12 Months	2 years (extendable to 5 years if elements are stored in original packaging, kept out of direct sunlight in a dry environment with a stable ambient temperature)	
AO with manual drain	Dry Particulate Filter		Not Applicable						
AA with float drain	Coalescing Filter	Down to 0.01 micron, including water and oil aerosols	0.01 mg/m ³ 0.01 ppm(w)	<70 mbar (1 psi)	<125 mbar (1.8 psi) Refer to dP v Flow curve	99.9999%			
AA with manual drain	Dry Particulate Filter		Not Applicable						
ACS	In-line, Point of Use Oil Vapour Reduction Filter	Not Applicable	Not Applicable	<80 mbar (1.2 psi)	Not Applicable	Not Applicable			When odour is detected

TECHNICAL DATA

FILTRATION GRADE	FILTER MODELS	MIN OPERATING PRESSURE		MAX OPERATING PRESSURE		MIN RECOMMENDED OPERATING TEMP		MAX RECOMMENDED OPERATING TEMP	
		BAR G	PSI G	BAR G	PSI G	°C	°F	°C	°F
WS with float drain	PX010 to 055	1.5	22	16	232	2	35	65	149
AO with float drain	PX010 to 055	1.5	22	16	232	2	35	65	149
AO with manual drain	PX010 to 055	1	15	20	290	2	35	80	176
AA with float drain	PX010 to 055	1.5	22	16	232	2	35	65	149
AA with manual drain	PX010 to 055	1	15	20	290	2	35	80	176
ACS with manual drain	PX010 to 055	1	15	20	290	2	35	50	122

Note: AO / AA / WS grade filters for use up to 16 bar g (232 psi g) are supplied with a float drain [F] as standard. For pressures between 16 and 20 bar g (232 and 290 psi g) a manual drain [M] must be used. ACS grade filters are supplied with a manual drain [M] as standard.

WATER SEPARATOR FLOW RATES

MODEL		PORT SIZE	L/S	M ³ /MIN	M ³ /HR	CFM
WS	PX010A	¼	10	0.6	36	21
WS	PX010B	¾	10	0.6	36	21
WS	PX010C	½	10	0.6	36	21
WS	PX015B	¾	40	2.4	144	85
WS	PX015C	½	40	2.4	144	85
WS	PX020D	¾	40	2.4	144	85
WS	PX025D	¾	110	6.6	396	233
WS	PX025E	1	110	6.6	396	233
WS	PX030G	1 ½	110	6.6	396	233
WS	PX035G	1 ½	350	21.0	1260	742
WS	PX040H	2	350	21.0	1260	742
WS	PX045I	2 ½	350	21.0	1260	742
WS	PX050I	2 ½	800	48.0	2880	1695
WS	PX055J	3	800	48.0	2880	1695

Product Selection & Correction Factors

To correctly select a separator model, the flow rate of the separator must be adjusted for the minimum operating (inlet) pressure at the point of installation.

1. Obtain the minimum operating (inlet) pressure and maximum compressed air flow rate at the inlet of the separator.
2. Select the correction factor for minimum inlet pressure from the CFMIP table (always round down e.g. for 5.3 bar, use 5 bar correction factor)
3. Calculate the minimum filtration capacity. Minimum Filtration Capacity = Compressed Air Flow Rate x CFP
4. Using the minimum filtration capacity, select a filter model from the flow rate tables above (filter selected must have a flow rate equal to or greater than the minimum filtration capacity).

CFMIP – Correction Factor Minimum Inlet Pressure (Water Separators)

Minimum Inlet Pressure	bar g	1	2	3	4	5	6	7	8	9	10	11	12	13	14	15	16
	psi g	15	29	44	58	73	87	100	116	131	145	160	174	189	203	218	232
Correction Factor		4.00	2.63	2.00	1.59	1.33	1.14	1.00	0.94	0.89	0.85	0.82	0.79	0.76	0.73	0.71	0.68

FILTER FLOW RATES

MODEL		PORT SIZE	L/S	M ³ /MIN	M ³ /HR	CFM	REPLACEMENT ELEMENT KIT		NO.
[GRADE]	PX010A	¼	10	0.6	36	21	P010	[Grade]	1
[GRADE]	PX010B	¾	10	0.6	36	21	P010	[Grade]	1
[GRADE]	PX010C	½	10	0.6	36	21	P010	[Grade]	1
[GRADE]	PX015B	¾	20	1.2	72	42	P015	[Grade]	1
[GRADE]	PX015C	½	20	1.2	72	42	P015	[Grade]	1
[GRADE]	PX020C	½	30	1.8	108	64	P020	[Grade]	1
[GRADE]	PX020D	¾	30	1.8	108	64	P020	[Grade]	1
[GRADE]	PX025D	¾	60	3.6	216	127	P025	[Grade]	1
[GRADE]	PX025E	1	60	3.6	216	127	P025	[Grade]	1
[GRADE]	PX030E	1	110	6.6	396	233	P030	[Grade]	1
[GRADE]	PX030G	1 ½	110	6.6	396	233	P030	[Grade]	1
[GRADE]	PX035G	1 ½	160	9.6	576	339	P035	[Grade]	1
[GRADE]	PX040H	2	220	13.2	792	466	P040	[Grade]	1
[GRADE]	PX045H	2	330	19.8	1188	699	P045	[Grade]	1
[GRADE]	PX045I	2 ½	330	19.8	1188	699	P045	[Grade]	1
[GRADE]	PX050I	2 ½	430	25.8	1548	911	P050	[Grade]	1
[GRADE]	PX055I	2 ½	620	37.3	2232	1314	P055	[Grade]	1
[GRADE]	PX055J	3	620	37.3	2232	1314	P055	[Grade]	1

Product Selection & Correction Factors

To correctly select a filter model, the flow rate of the filter must be adjusted for the minimum operating (inlet) pressure at the point of installation.

1. Obtain the minimum operating (inlet) pressure and maximum compressed air flow rate at the inlet of the filter.
2. Select the correction factor for minimum inlet pressure from the CFMIP table (always round down e.g. for 5.3 bar, use 5 bar correction factor)
3. Calculate the minimum filtration capacity. Minimum Filtration Capacity = Compressed Air Flow Rate x CFMIP
4. Using the minimum filtration capacity, select a filter model from the flow rate tables above (filter selected must have a flow rate equal to or greater than the minimum filtration capacity).

CFMIP – Correction Factor Minimum Inlet Pressure (Coalescing and Dry Particulate Filters)

Minimum Inlet Pressure	bar g	1	2	3	4	5	6	7	8	9	10	11	12	13	14	15	16	17	18	19	20
	psi g	15	29	44	58	73	87	100	116	131	145	160	174	189	203	218	232	248	263	277	290
Correction Factor		4.00	2.63	2.00	1.59	1.33	1.14	1.00	0.94	0.89	0.85	0.82	0.79	0.76	0.73	0.71	0.68	0.64	0.62	0.61	0.59

MODEL	INITIAL SATURATED DIFFERENTIAL PRESSURE							
	GRADE WS BULK LIQUID SEPARATOR							
	100% FLOW		75% FLOW		50% FLOW		25% FLOW	
	MBAR	PSI	MBAR	PSI	MBAR	PSI	MBAR	PSI
PX010A	53	0.8	29	0.4	14	0.2	4	0.1
PX010B	51	0.7	27	0.4	12	0.2	2	0.0
PX010C	48	0.7	25	0.4	10	0.1	0	0.0
PX015B	64	0.9	25	0.4	12	0.2	6	0.1
PX015C	55	0.8	22	0.3	10	0.1	4	0.1
PX020D	42	0.6	22	0.3	7	0.1	2	0.0
PX025D	98	1.4	55	0.8	23	0.3	4	0.1
PX025E	95	1.4	52	0.8	20	0.3	1	0.0
PX030G	82	1.2	30	0.4	13	0.2	4	0.1
PX035G	57	0.8	24	0.3	5	0.1	5	0.1
PX040H	52	0.8	19	0.3	0	0.0	0	0.0
PX045I	55	0.8	22	0.3	3	0.0	1	0.0
PX050I	116	1.7	57	0.8	16	0.2	5	0.1
PX055J	111	1.6	52	0.8	11	0.2	0	0.0

MODEL	INITIAL SATURATED DIFFERENTIAL PRESSURE															
	GRADE AO COALESCING FILTER								GRADE AA COALESCING FILTER							
	100% FLOW		75% FLOW		50% FLOW		25% FLOW		100% FLOW		75% FLOW		50% FLOW		25% FLOW	
	MBAR	PSI	MBAR	PSI	MBAR	PSI	MBAR	PSI	MBAR	PSI	MBAR	PSI	MBAR	PSI	MBAR	PSI
PX010A	123	1.8	84	1.2	53	0.8	27	0.4	117	1.7	83	1.2	50	0.7	25	0.4
PX010B	124	1.8	85	1.2	55	0.8	30	0.4	121	1.8	85	1.2	52	0.8	27	0.4
PX010C	121	1.8	82	1.2	44	0.6	15	0.2	111	1.6	75	1.1	41	0.6	20	0.3
PX015B	122	1.8	84	1.2	46	0.7	20	0.3	115	1.7	79	1.1	44	0.6	24	0.3
PX015C	91	1.3	53	0.8	31	0.4	13	0.2	80	1.2	51	0.7	27	0.4	12	0.2
PX020C	124	1.8	82	1.2	45	0.7	20	0.3	122	1.8	80	1.2	41	0.6	18	0.3
PX020D	113	1.6	72	1.0	34	0.5	10	0.1	100	1.5	60	0.9	37	0.5	24	0.3
PX025D	125	1.8	80	1.2	43	0.6	21	0.3	86	1.2	57	0.8	33	0.5	10	0.1
PX025E	80	1.2	50	0.7	27	0.4	11	0.2	66	1.0	45	0.7	25	0.4	10	0.1
PX030E	125	1.8	80	1.2	42	0.6	30	0.4	122	1.8	82	1.2	42	0.6	11	0.2
PX030G	90	1.3	49	0.7	27	0.4	9	0.1	104	1.5	55	0.8	30	0.4	10	0.1
PX035G	81	1.2	44	0.6	18	0.3	5	0.1	75	1.1	45	0.7	20	0.3	5	0.1
PX040H	113	1.6	69	1.0	40	0.6	20	0.3	90	1.3	60	0.9	40	0.6	20	0.3
PX045H	123	1.8	81	1.2	44	0.6	21	0.3	108	1.6	71	1.0	35	0.5	12	0.2
PX045I	95	1.4	64	0.9	35	0.5	15	0.2	108	1.6	70	1.0	32	0.5	15	0.2
PX050I	116	1.7	75	1.1	42	0.6	17	0.2	90	1.3	66	1.0	43	0.6	18	0.3
PX055I	123	1.8	81	1.2	45	0.7	24	0.3	119	1.7	78	1.1	44	0.6	21	0.3
PX055J	112	1.6	55	0.8	32	0.5	17	0.2	104	1.5	52	0.8	25	0.4	17	0.2

MODEL	INITIAL DRY DIFFERENTIAL PRESSURE															
	GRADE AO DRY PARTICULATE FILTER								GRADE AA DRY PARTICULATE FILTER							
	100% FLOW		75% FLOW		50% FLOW		25% FLOW		100% FLOW		75% FLOW		50% FLOW		25% FLOW	
	MBAR	PSI	MBAR	PSI	MBAR	PSI	MBAR	PSI	MBAR	PSI	MBAR	PSI	MBAR	PSI	MBAR	PSI
PX010A	61	0.9	40	0.6	20	0.3	9	0.1	64	0.9	36	0.5	21	0.3	10	0.1
PX010B	63	0.9	43	0.6	22	0.3	11	0.2	65	0.9	38	0.6	22	0.3	11	0.2
PX010C	58	0.8	35	0.5	20	0.3	11	0.2	63	0.9	39	0.6	20	0.3	10	0.1
PX015B	60	0.9	38	0.6	23	0.3	12	0.2	66	1.0	41	0.6	21	0.3	12	0.2
PX015C	27	0.4	15	0.2	10	0.1	5	0.1	22	0.3	51	0.7	27	0.4	11	0.2
PX020C	58	0.8	35	0.5	15	0.2	8	0.1	64	0.9	41	0.6	18	0.3	8	0.1
PX020D	38	0.6	20	0.3	10	0.1	5	0.1	42	0.6	22	0.3	10	0.1	5	0.1
PX025D	54	0.8	39	0.6	21	0.3	8	0.1	27	0.4	19	0.3	10	0.1	4	0.1
PX025E	22	0.3	15	0.2	9	0.1	5	0.1	29	0.4	19	0.3	10	0.1	5	0.1
PX030E	56	0.8	38	0.6	20	0.3	7	0.1	62	0.9	49	0.7	25	0.4	8	0.1
PX030G	42	0.6	26	0.4	12	0.2	6	0.1	45	0.7	27	0.4	13	0.2	5	0.1
PX035G	19	0.3	9	0.1	5	0.1	2	0.0	22	0.3	10	0.1	5	0.1	2	0.0
PX040H	31	0.4	19	0.3	16	0.2	7	0.1	36	0.5	24	0.3	15	0.2	8	0.1
PX045H	51	0.7	36	0.5	18	0.3	8	0.1	47	0.7	25	0.4	18	0.3	15	0.2
PX045I	40	0.6	27	0.4	12	0.2	6	0.1	47	0.7	30	0.4	17	0.2	8	0.1
PX050I	36	0.5	23	0.3	16	0.2	7	0.1	40	0.6	27	0.4	16	0.2	8	0.1
PX055I	38	0.6	25	0.4	17	0.2	10	0.1	45	0.7	27	0.4	17	0.2	10	0.1
PX055J	51	0.7	32	0.5	17	0.2	8	0.1	54	0.8	35	0.5	17	0.2	9	0.1

OIL-X WS AND FILTERS - VESSEL INTERNAL VOLUMES

MODEL		PORT SIZE	INTERNAL VOLUME (LITRES)	MODEL		PORT SIZE	INTERNAL VOLUME (LITRES)
WS	PX010A	¼	0.265	[GRADE]	PX010A	¼	2.65
WS	PX010B	¾	0.265	[GRADE]	PX010B	¾	2.65
WS	PX010C	½	0.265	[GRADE]	PX010C	½	2.65
WS	PX015B	¾	0.620	[GRADE]	PX015B	¾	-
WS	PX015C	½	0.620	[GRADE]	PX015C	½	0.620
				[GRADE]	PX020C	½	0.620
WS	PX020D	¾	0.620	[GRADE]	PX020D	¾	0.620
WS	PX025D	¾	1.548	[GRADE]	PX025D	¾	1.548
WS	PX025E	1	1.548	[GRADE]	PX025E	1	1.548
				[GRADE]	PX030E	1	-
WS	PX030G	1 ½	1.548	[GRADE]	PX030G	1 ½	1.857
WS	PX035G	1 ½	4.4	[GRADE]	PX035G	1 ½	4.4
WS	PX040H	2	4.4	[GRADE]	PX040H	2	5.35
				[GRADE]	PX045H	2	-
WS	PX045I	2 ½	4.4	[GRADE]	PX045I	2 ½	5.35
WS	PX050I	2 ½	10.28	[GRADE]	PX050I	2 ½	11.0
				[GRADE]	PX055I	2 ½	14.0
WS	PX055J	3	10.28	[GRADE]	PX055J	3	14.0

MATERIALS OF CONSTRUCTION

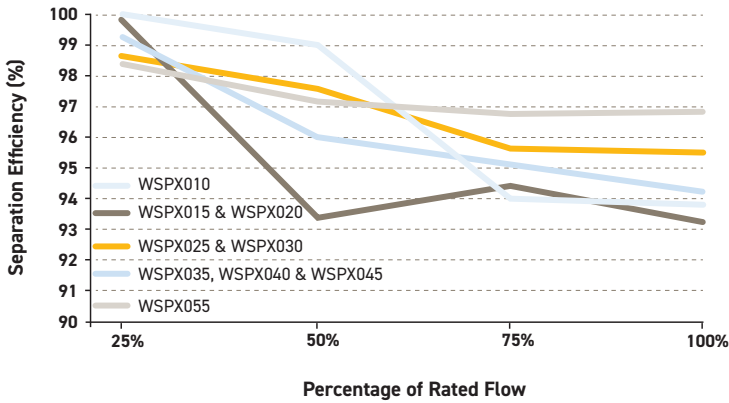
FILTRATION GRADE	HOUSING	ELEMENT / INTERNALS	CORROSION PROTECTION
WS	Pressure Housing - Diecast Aluminium Sealing - High Nitrile	Separator Module - Glass Filled Nylon	Alochrom Treatment & Dry Powder Epoxy Paint (Internal and External)
AO	Pressure Housing - Diecast Aluminium Sealing - High Nitrile	Glass Filled Nylon Stainless Steel Borosilicate Nonafibre Polyester Epoxy High Nitrile	Alochrom Treatment & Dry Powder Epoxy Paint (Internal and External)
AA	Pressure Housing - Diecast Aluminium Sealing - High Nitrile	Glass Filled Nylon Stainless Steel Borosilicate Nonafibre Polyester Epoxy High Nitrile	Alochrom Treatment & Dry Powder Epoxy Paint (Internal and External)
ACS	Pressure Housing - Diecast Aluminium Sealing - High Nitrile	Glass Filled Nylon Stainless Steel Activated Carbon Cloth Polyester Epoxy High Nitrile	Alochrom Treatment & Dry Powder Epoxy Paint (Internal and External)

QAULTY ASSURANCE / IP RATING / PRESSURE VESSEL APPROVALS

Development / Manufacture	ISO 9001 / ISO 14001
Ingress Protection Rating	Not Applicable
EU	Pressure vessel approved for fluid group 2 in accordance with the Pressure Equipment Directive 2014/68/EU
USA	Approval to ASME VIII Div. 1 not required
AUS	Approval to AS1210 not required
RUSSIA	TR (formerly GOST-R)
For use with Compressed Air, N ₂ & CO ₂	

OIL-X Grades WS Liquid Separation Efficiency

OIL-X Grade WS Water Separator
Liquid Separation Efficiency (25% - 100% Rated Flow)

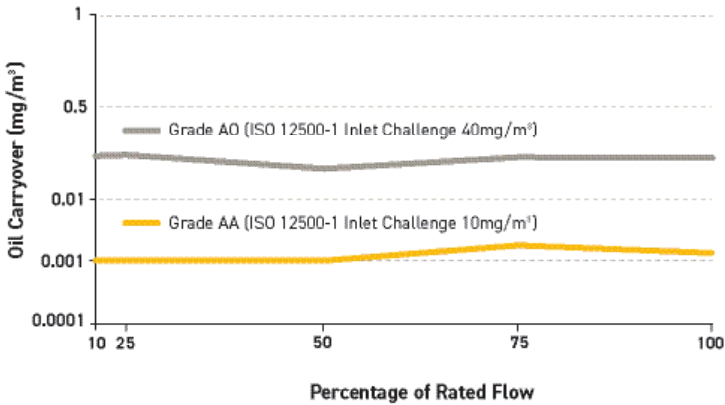


Liquid Separators Tested in Accordance with:

FILTRATION GRADE	WS with float drain
Filter Type	Liquid Separator
Test Methods Used	ISO 8573-9:2004 ISO 12500-4:2009
ISO12500-4 Inlet Challenge Concentration	40 mg of oil aerosol per cubic metre of compressed air

OIL-X Grades AO & AA Oil Carryover

OIL-X Grade AO & AA Oil Carryover versus Flow

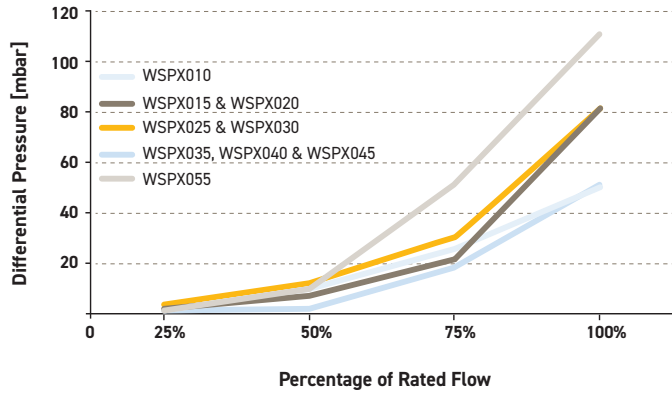


Filtration Tested in Accordance with:

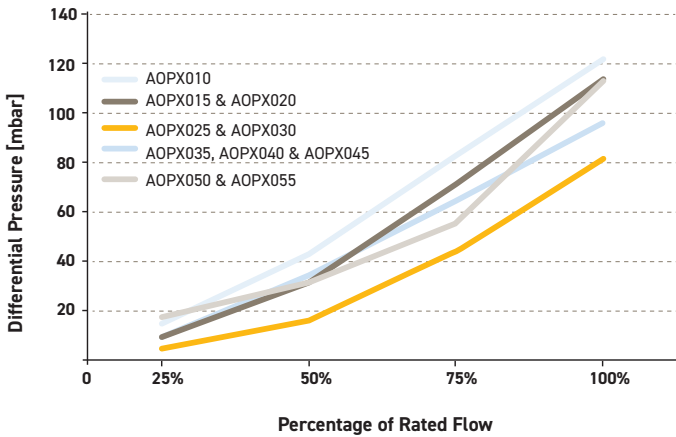
FILTRATION GRADE	AO with float drain	AA with float drain
Filter Type	Coalescing	Coalescing
Test Methods Used	ISO 8573-2:2018 ISO 8573-4:2019 ISO 12500-1:2007	ISO 8573-2:2018 ISO 8573-4:2019 ISO 12500-1:2007
ISO12500-1 Inlet Challenge Concentration	40 mg of oil aerosol per cubic metre of compressed air	10 mg of oil aerosol per cubic metre of compressed air

OIL-X Grades WS, AO & AA - Differential Pressure Curves

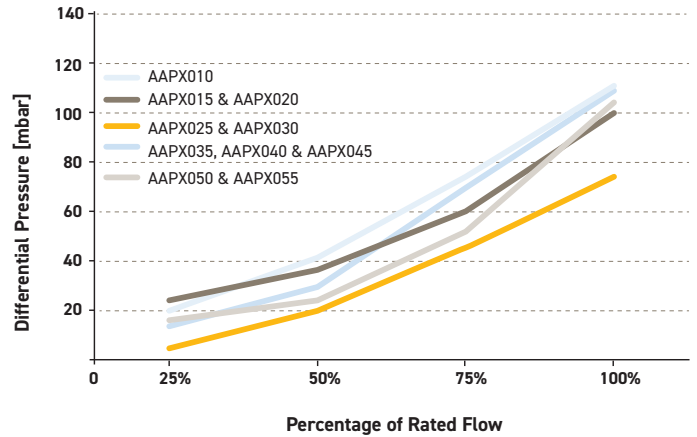
OIL-X Grade WS Water Separator
Differential Pressure (25% - 100% Rated Flow)



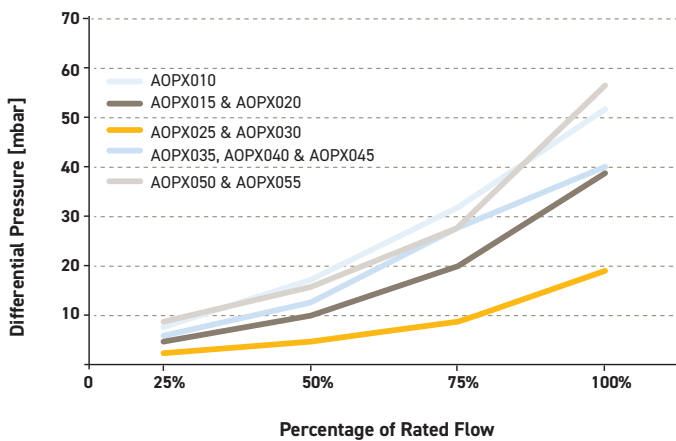
OIL-X Grade AO Coalescing Filter
Initial Saturated Differential Pressure (25% - 100% Rated Flow)
ISO12500-1 Challenge - 40mg/m³



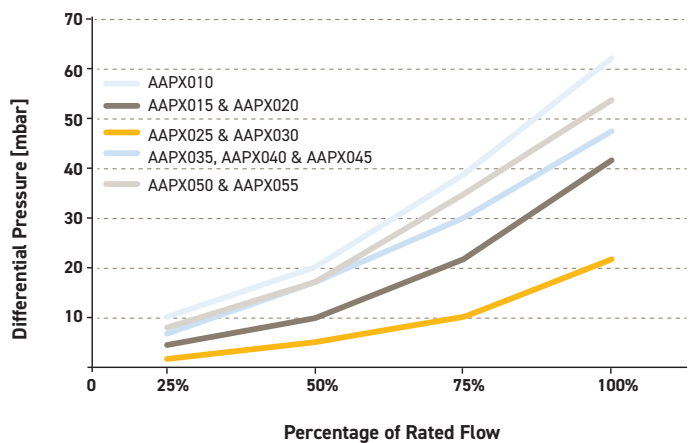
OIL-X Grade AA Coalescing Filter
Initial Saturated Differential Pressure (25% - 100% Rated Flow)
ISO12500-1 Challenge - 10mg/m³



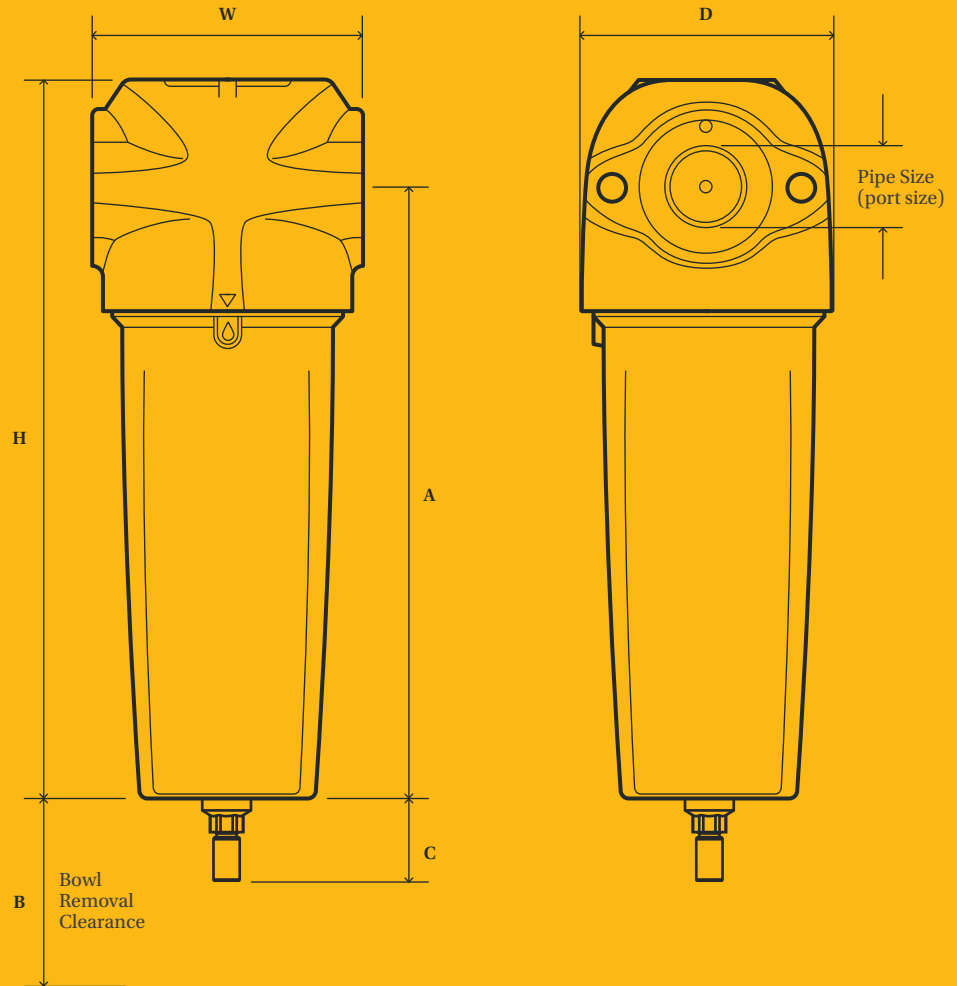
OIL-X Grade AO Dry Particulate Filter
Initial Dry Differential Pressure (25% - 100% Rated Flow)



OIL-X Grade AA Dry Particulate Filter
Initial Dry Differential Pressure (25% - 100% Rated Flow)



WATER SEPARATOR WEIGHTS AND DIMENSIONS

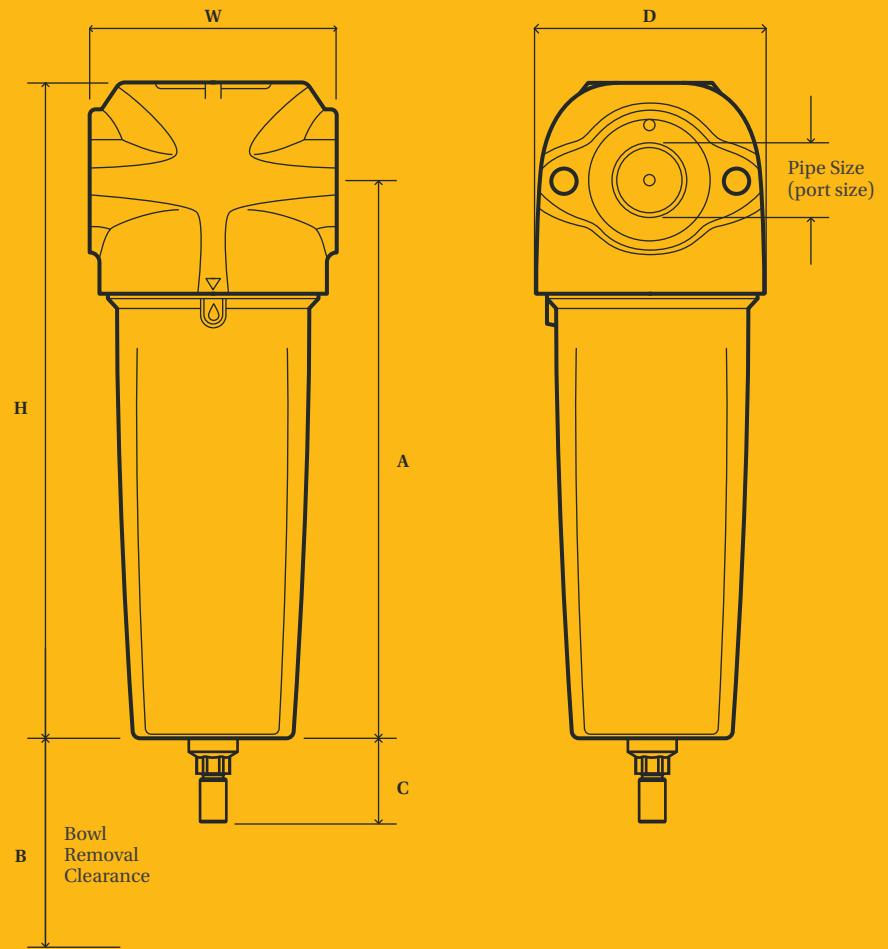


WATER SEPARATOR WEIGHTS AND DIMENSIONS

MODEL	PIPE SIZE	HEIGHT (H)		WIDTH (W)		DEPTH (D)		(A)		(B)		(C)		WEIGHT	
		MM	INS	MM	INS	MM	INS	MM	INS	MM	INS	MM	INS	KG	LBS
WSPX010A	1/4	180	7.09	76	2.99	65	2.56	154	6.06	50	1.97	30	1.18	0.81	1.78
WSPX010B	3/8	180	7.09	76	2.99	65	2.56	154	6.06	50	1.97	30	1.18	0.81	1.78
WSPX010C	1/2	180	7.09	76	2.99	65	2.56	154	6.06	50	1.97	30	1.18	0.81	1.78
WSPX015B	3/8	238	9.37	89	3.5	84	3.31	202	7.95	50	1.97	30	1.18	1.41	3.10
WSPX015C	1/2	238	9.37	89	3.5	84	3.31	202	7.95	50	1.97	30	1.18	1.41	3.10
WSPX020D	3/4	238	9.37	89	3.5	84	3.31	202	7.95	50	1.97	30	1.18	1.41	3.10
WSPX025D	3/4	277	10.91	120	4.72	115	4.53	232	9.13	70	2.76	30	1.18	2.66	5.86
WSPX025E	1	277	10.91	120	4.72	115	4.53	232	9.13	70	2.76	30	1.18	2.66	5.86
WSPX030G	1 1/2	277	10.91	120	4.72	115	4.53	232	9.13	70	2.76	30	1.18	2.66	5.86
WSPX035G	1 1/2	440	17.32	164	6.46	157	6.18	383	15.07	100	3.94	30	1.18	6.87	15.14
WSPX040H	2	440	17.32	164	6.46	157	6.18	383	15.07	100	3.94	30	1.18	6.87	15.14
WSPX045I	2 1/2	440	17.32	164	6.46	157	6.18	383	15.07	100	3.94	30	1.18	6.87	15.14
WSPX050I	2 1/2	514.5	20.26	192	7.56	183	7.20	542	21.33	120	4.72	32	1.25	8.47	18.66
WSPX055J	3	514.5	20.26	192	7.56	183	7.20	542	21.33	120	4.72	32	1.25	8.47	18.66

Note: Use dimension H + C for the total height.

FILTER WEIGHTS AND DIMENSIONS



FILTER WEIGHTS AND DIMENSIONS

MODEL	PIPE SIZE	HEIGHT (H)		WIDTH (W)		DEPTH (D)		(A)		(B)		(C)		WEIGHT	
		MM	INS	MM	INS	MM	INS	MM	INS	MM	INS	MM	INS	KG	LBS
PX010A	1/4	180	7.09	76	2.99	65	2.56	154	6.06	50	1.97	30	1.18	0.81	1.78
PX010B	3/8	180	7.09	76	2.99	65	2.56	154	6.06	50	1.97	30	1.18	0.81	1.78
PX010C	1/2	180	7.09	76	2.99	65	2.56	154	6.06	50	1.97	30	1.18	0.81	1.78
PX015B	3/8	238	9.37	89	3.5	84	3.31	202	7.95	50	1.97	30	1.18	1.41	3.10
PX015C	1/2	238	9.37	89	3.5	84	3.31	202	7.95	50	1.97	30	1.18	1.41	3.10
P020C	1/2	238	9.37	89	3.5	84	3.31	202	7.95	50	1.97	30	1.18	1.41	3.10
P020D	3/4	238	9.37	89	3.5	84	3.31	202	7.95	50	1.97	30	1.18	1.41	3.10
P025D	3/4	277	10.91	120	4.72	115	4.53	232	9.13	70	2.76	30	1.18	2.66	5.86
P025E	1	277	10.91	120	4.72	115	4.53	232	9.13	70	2.76	30	1.18	2.66	5.86
P030E	1	367	14.45	120	4.72	115	4.53	322	12.68	70	2.76	30	1.18	3.01	6.63
P030G	1 1/2	367	14.45	120	4.72	115	4.53	322	12.68	70	2.76	30	1.18	3.01	6.63
P035G	1 1/2	440	17.32	164	6.46	157	6.18	383	15.07	100	3.94	30	1.18	6.87	15.14
P040H	2	532	20.94	164	6.46	157	6.18	475	18.7	100	3.94	30	1.18	7.18	15.82
P045H	2	532	20.94	164	6.46	157	6.18	475	18.7	100	3.94	30	1.18	7.18	15.82
P045I	2 1/2	532	20.94	164	6.46	157	6.18	475	18.7	100	3.94	30	1.18	7.18	15.82
P050I	2 1/2	654	25.75	192	7.56	183	7.20	582	22.91	120	4.72	32	1.25	10.18	22.43
P055I	2 1/2	844	33.23	192	7.56	183	7.20	772	30.39	120	4.72	32	1.25	15.78	34.78
P055J	3	844	33.23	192	7.56	183	7.20	772	30.39	120	4.72	32	1.25	15.78	34.78

PARKER WORLDWIDE

AE – UAE, Dubai
Tel: +971 4 8127100
parker.me@parker.com

AR – ARGENTINA, Buenos Aires
Tel: +54 3327 44 4129

AT – AUSTRIA, Wiener Neustadt
Tel: +43 (0)2622 23501-0
parker.austria@parker.com

AT – EASTERN EUROPE, Wiener Neustadt
Tel: +43 (0)2622 23501 900
parker.easteurope@parker.com

AU – AUSTRALIA, Castle Hill
Tel: +61 (0)2-9634 7777

AZ – AZERBAIJAN, Baku
Tel: +994 50 2233 458
parker.azerbaijan@parker.com

BE/LU – BELGIUM, Nivelles
Tel: +32 (0)67 280 900
parker.belgium@parker.com

BR – BRAZIL, Cachoeirinha RS
Tel: +55 51 3470 9144

BY – BELARUS, MINSK
Tel: +375 17 209 9399
parker.belarus@parker.com

CA – CANADA, Milton, Ontario
Tel: +1 905 693 3000

CH – SWITZERLAND, Etoy
Tel: +41 (0)21 821 87 00
parker.switzerland@parker.com

CL – CHILE, Santiago
Tel: +56 2 623 1216

CN – CHINA, Shanghai
Tel: +86 21 2899 5000

CZ – CZECH REPUBLIC, Klecany
Tel: +420 284 083 111
parker.czechrepublic@parker.com

DE – GERMANY, Kaarst
Tel: +49 (0)2131 4016 0
parker.germany@parker.com

DK – DENMARK, Ballerup
Tel: +45 43 56 04 00
parker.denmark@parker.com

ES – SPAIN, Madrid
Tel: +34 902 330 001
parker.spain@parker.com

FI – FINLAND, Vantaa
Tel: +358 (0)20 753 2500
parker.fi nland@parker.com

FR – FRANCE, Contamine s/Arve
Tel: +33 (0)4 50 25 80 25
parker.france@parker.com

GR – GREECE, Athens
Tel: +30 210 933 6450
parker.greece@parker.com

HK – Hong Kong
Tel: +852 2428 8008

HU – HUNGARY, Budapest
Tel: +36 1 220 4155
parker.hungary@parker.com

IE – IRELAND, Dublin
Tel: +353 (0)1 466 6370
parker.ireland@parker.com

IN – INDIA, Mumbai
Tel: +91 22 6513 7081-85

IT – ITALY, Corsico (MI)
Tel: +39 02 45 19 21
parker.italy@parker.com

JP – JAPAN, Tokyo
Tel: +81 (0)3 6408 3901

KR – SOUTH KOREA, Seoul
Tel: +82 2 559 0400

KZ – KAZAKHSTAN, Almaty
Tel: +7 7272 505 800
parker.easteurope@parker.com

LV – LATVIA, Riga
Tel: +371 6 745 2601
parker.latvia@parker.com

MX – MEXICO, Apodaca
Tel: +52 81 8156 6000

MY – MALAYSIA, Shah Alam
Tel: +60 3 7849 0800

NL – The Netherlands, Oldenzaal
Tel: +31 (0)541 585 000
parker.nl@parker.com

NO – NORWAY, Asker
Tel: +47 66 75 34 00
parker.norway@parker.com

NZ – NEW ZEALAND, Mt Wellington
Tel: +64 9 574 1744

PL – POLAND, Warsaw
Tel: +48 (0)22 573 24 00
parker.poland@parker.com

PT – PORTUGAL, Leca da Palmeira
Tel: +351 22 999 7360
parker.portugal@parker.com

RO – ROMANIA, Bucharest
Tel: +40 21 252 1382
parker.romania@parker.com

RU – RUSSIA, Moscow
Tel: +7 495 645-2156
parker.russia@parker.com

SE – SWEDEN, Spånga
Tel: +46 (0)8 59 79 50 00
parker.sweden@parker.com

SG – Singapore
Tel: +65 6887 6300

SK – SLOVAKIA, Banská Bystrica
Tel: +421 484 162 252
parker.slovakia@parker.com

SL – SLOVENIA, Novo Mesto
Tel: +386 7 337 6650
parker.slovenia@parker.com

TH – THAILAND, Bangkok
Tel: +662 717 8140

TR – TURKEY, Istanbul
Tel: +90 216 4997081
parker.turkey@parker.com

TW – TAIWAN, Taipei
Tel: +886 2 2298 8987

UA – UKRAINE, Kiev
Tel +380 44 494 2731
parker.ukraine@parker.com

UK – UNITED KINGDOM, Warwick
Tel: +44 (0)1926 317 878
parker.uk@parker.com

US – USA, Cleveland
Tel: +1 216 896 3000

VE – VENEZUELA, Caracas
Tel: +58 212 238 5422

ZA – SOUTH AFRICA, Kempton Park
Tel: +27 (0)11 961 0700
parker.southafrica@parker.com

European Product Information Centre

Free phone: 00 800 27 27 5374
(from AT, BE, CH, CZ, DE, EE, ES, FI, FR, IE, IL, IS, IT, LU, MT, NL, NO, PT, SE, SK, UK)